

# SITCM Guide to 7<sup>th</sup> Edition APA Style Referencing

## Contents

Basic Principles	Page 1
Journal Articles	Page 3
Books and Book Chapters	Page 5
Online Sources	Page 7
Other Non-Visual Sources	Page 9
Visual Source Material	Page 10



### Basic Principles

#### In-Text Referencing:

- In-text citations appear in the body of a text and include an author's surname and the year of publication. They enable the reader to identify the corresponding entry in the reference list found at the end of an assessment task.
- There are two types of in-text citations: *parenthetical* and *narrative*.
  - Parenthetical in-text citations are when the author and date are included in parentheses within or at the end of a sentence.  
For example: It is important for practitioners to learn how to communicate effectively with their patients (Anderson et al., 2016).
  - Narrative in-text citations are when the author's name is used within the sentence and the date immediately follows in parentheses.  
For example: Anderson et al. (2016) conducted a study using graphic media to explore alternative methods for improving communication.
- When a direct quote is used, the in-text citation must include the page number(s) to show where the original text was found.  
For example: Pulmonary fibrosis has been described as a “debilitating and often lethal lung disorder” (Li & Kan, 2017, p. 45).
- If a direct quote is included from a source with no page numbers (such as a webpage), provide the reader with another way to locate the original passage. Ways to do this include using a paragraph number or section name, as illustrated on the [APA Style website](#).  
For example: Culturally safe practice is “welcoming and respectful of another person's culture” (Kickett, 2020, para. 1).
- Direct quotes which are 40 words or longer in length should be formatted as a block quote as illustrated on the [APA Style website](#).
- For multiple citations within one pair of parentheses, alphabetise the references and add a semi-colon (;) between them.  
For example: (Amagai, 2016; Sun, 2020).

#### Reference Lists:

- A reference list includes all the information necessary to identify the sources for in-text citations.
- The reference list must start on a separate page under the bold and centred heading 'References' and be formatted using a hanging indent.
- The list must always be organised in alphabetical order according to the author's or lead author's surname.
- If there is more than one source written by the same author(s), the works are listed in order of the year they were published in (oldest to most recent).  
For example: Doe, J. (2019). *Example Book*. Example Publisher.  
Doe, J. (2021). *A Second Example Book*. Example Publisher.
- If there is more than one text written by the same author and published in the same year, alphabetise the works by title then use 'a', 'b', etc. to distinguish between them. In-text citations must be matched accordingly.

For example: Doe, J. (2021a). *Example Book*. Example Publisher.

Doe, J. (2021b). *Second Example Book*. Example Publisher.

The in-text citations for these would be (Doe, 2021a) and (Doe, 2021b) respectively.

- Sentence case should be used for the titles of articles, books, reports, webpages, and other works in reference list entries, even if title case was used in the original work. Sentence case is when you capitalise only the first letter of the first word of a title or subtitle, and proper nouns. You can read more about sentence case by clicking [here](#).
- Title case should still be used for the name of journal publications in the reference list, e.g. *Journal of Ethnopharmacology*. Title case is when major words are capitalised and minor words are in lower case. You can read more about title case by clicking [here](#).

### Commonly Used Punctuation and Abbreviations:

- **Periods (full-stops):** Ensure that a period is included after each main element of the citation—that is, after the author(s), date, title and source. Do not include a period after a DOI or URL as it may affect the link functionality. If a title ends with a question mark, the question mark replaces the period.
- **Commas:** Commas are used to separate different parts of an element in a citation. For example, used between the names of multiple authors, or between the journal name and volume number (see examples below). Commas separate the author's name and publication date in in-text citations.
- **Parentheses (brackets):** Like commas, parentheses are used to separate different parts of a citation. For example, parentheses are used in the reference list for the date, a journal issue number or for information about editions (see examples below). Parentheses are also used to enclose information in in-text citations (see examples above).
- **et al.:** The abbreviation 'et al.' is short for the Latin term *et alia* meaning 'and others'. It is used for in-text citations when a source has three or more authors (see examples below).
- **n.d.:** The abbreviation 'n.d.' is short for 'no date' and is used when no publication or creation date is listed with source material.
- **p. or pp.:** The abbreviation 'p.' is short for 'page' and 'pp.' for 'pages'. Use 'p.' when you are citing a single page of information, and 'pp.' when citing information across multiple pages.
- **Ed. or Eds.:** The abbreviation 'Ed.' is short for 'editor' and 'Eds.' for 'editors'. These abbreviations are commonly used in the reference list when citing a chapter in an edited book (see examples below).
- **ed.:** The abbreviation 'ed.' is short for 'edition'. Note that it varies from the editor abbreviation, as not capital letter is used. This abbreviation is commonly used when citing books in the reference list, for example 1st ed., 2nd ed., and so on.
- **DOI:** The abbreviation 'DOI' is short for 'Digital Object Identifier'. It is a unique string of alphanumeric characters assigned to individual content and provides a persistent link to its location on the internet. DOI links should be included with content in the reference list wherever possible and take preference over URLs (i.e. if a work has both a DOI and a URL, include the DOI only). In some cases, your source may only provide the unique DOI alphanumeric characters (e.g. 123456789) and not a DOI link (e.g. <https://doi.org/XXXX>). You must create a hyperlink by joining <https://doi.org/> with the DOI, ensuring that there are no spaces, then enter a space directly after to create an active link (e.g. <https://doi.org/123456789>).
- **URL:** The abbreviation 'URL' is short for 'Uniform Resource Locator'. URLs specify the location of information on the internet and are commonly found in the address bar of an internet browser. Unlike DOIs, some URLs can change over time, for example if a website is edited or updated. As such, only include a URL with texts such as journal articles and books if it is 'stable' (i.e. if it is a permanent link, also known as a 'permalink') and there is no DOI link available (see examples below for more information). Online sources are an exception to this, as the URL link is required at the end of the reference list entry. For more information on when to include DOIs and URLs, visit: <https://apastyle.apa.org/style-grammar-guidelines/references/does-urls>

## Examples of 7<sup>th</sup> Edition APA Style Referencing – Textual Material and Other Non-Visual Sources

### Journal Articles

- Format the name of the journal and the volume number in italics. Note that the journal name and volume number are separated by a comma.
- Always include the issue number where possible. The issue number is placed in parentheses directly after the volume number but not in italics.
- The page range for the article is included after the volume and issue number. Do not use the abbreviation ‘p.’ or ‘pp.’ in journal article reference list entries.
- If the article has an article number and not a page range, use the word “Article” and then the article number rather than a page range.
- If an article has a DOI, this must be included at the end of the reference (do not provide the URL if the article has a DOI).
- Record the full DOI link (<https://doi.org/XXXX>), not only the DOI number (e.g. 123456789), at the end of the reference. **(7<sup>th</sup> edition APA change).**
  - **Create a DIO link by:**
    - Joining <https://doi.org/> with the DOI number (e.g. 123456789), ensuring that there are no spaces. Follow this by entering a space directly after the two joined elements to create an active link.
    - **Example:**
      1. First join <https://doi.org/> with 123456789, ensuring no spaces, resulting in <https://doi.org/123456789>
      2. Enter a space directly after, resulting in <https://doi.org/123456789> (which is now an active link).
    - Finally, click on the created DOI link to confirm it directs to the intended (online) referenced content.
- Find the DOI and gather other citation information by visiting Crossref: [Crossref Metadata Search](#)
- No DOI, include the URL instead. If the article has a URL but no DOI (e.g. it is an online journal publication and not from an academic database), the URL is included at the end of the reference.
- If the article is from an academic research database or search engine and has no DOI or stable URL, the citation is ended after the page range. The name of the database or search engine is not included.

Type	Example of In-Text Referencing	Example of Reference List Entry
Journal article with one author	<b>Parenthetical:</b> (Amagai, 2016). <b>Narrative:</b> ...Amagai (2016)...	Amagai, M. (2016). Modulating immunity to treat autoimmune disease. <i>New England Journal of Medicine</i> , 375(15), 1487-1489. <a href="https://doi.org/10.1056/NEJMcibr1608900">https://doi.org/10.1056/NEJMcibr1608900</a>
Journal article with two authors	<b>Parenthetical:</b> (Li & Kan, 2017). <b>Narrative:</b> ...Li and Kan (2017)..	Li, L.-C., & Kan, L.-D. (2017). Traditional Chinese medicine for pulmonary fibrosis therapy: Progress and future prospects. <i>Journal of Ethnopharmacology</i> , 198, 45-63. <a href="https://doi.org/10.1016/j.jep.2016.12.042">https://doi.org/10.1016/j.jep.2016.12.042</a>

Journal article with three to twenty authors	<p><b>Parenthetical:</b> (Anderson et al., 2016).  <b>Narrative:</b> ...Anderson et al. (2016)...</p> <p><i>Note: For in-text citations, only the first author's name is included, followed by 'et al.'</i></p>	<p>Anderson, P. F., Wescom, E., &amp; Carlos, R. C. (2016). Difficult doctors, difficult patients: building empathy. <i>Journal of the American College of Radiology</i>, 13(12), 1590-1598. <a href="https://doi.org/10.1016/j.jacr.2016.09.015">https://doi.org/10.1016/j.jacr.2016.09.015</a></p>
Journal article with twenty-one or more authors	<p><b>Parenthetical:</b> (Davies et al., 2018).  <b>Narrative:</b> ...Davies et al. (2018)...</p>	<p>Davies, G., Lam, M., Harris, S. E., Trampush, J. W., Luciano, M., Hill, W. D., Hagenaars, S. P., Ritchie, S. J., Marioni, R. E., Fawns-Ritchie, C., Liewald, D. C. M., Okely, J. A., Ahola-Olli, A. V., Barnes, C. L. K., Bertram, L., Bis, J. C., Burdick, K. E., Christoforou, A., DeRosse, P., ... Deary, I. J. (2018). Study of 300,486 individuals identifies 148 independent genetic loci influencing general cognitive function. <i>Nature Communications</i>, 9, Article 2098. <a href="https://doi.org/10.1038/s41467-018-04362-x">https://doi.org/10.1038/s41467-018-04362-x</a></p> <p><i>Note: The first nineteen authors are listed (where applicable), then an ellipsis is inserted followed by the final author's name.</i></p>
Journal articles in a non-English language	<p><b>Parenthetical:</b> (Wang, Zhang &amp; Wan, 2021).  <b>Narrative:</b> ... Wang, Zhang &amp; Wan (2021)...</p> <p><i>Note: In-text referencing does not change from the standard Author, Date formatting. However, there are three authors, so after the first citation you would only note Wang et al.</i></p>	<p>Wang, Q., Zhang, Z.Z., &amp; Wan, G, P. (2021). 桂枝茯苓丸在子宫肌瘤治疗中的应用研究. [Application of Gui Zhi Fu Ling pills in the Treatment of Uterine Myoma]. <i>China Press of Oncology in Chinese Medicine</i>, 3(5), 52-57. <a href="https://doi.org/10.19811/j.cnki.ISSN2096-6628.2021.05.012">https://doi.org/10.19811/j.cnki.ISSN2096-6628.2021.05.012</a></p> <p><i>Note: An English translation of the title should be included in square brackets after the title in its original language. In the example above, this is: [Application of Gui Zhi Fu Ling pills in the Treatment of Uterine Myoma]. You <u>do not</u> need to provide a translation of the journal name.</i></p>
Journal articles with an article number rather than page numbers	<p><b>Parenthetical:</b> (Jerrentrup et al., 2018).  <b>Narrative:</b> ...Jerrentrup et al. (2018)...</p>	<p>Jerrentrup, A., Mueller, T., Glowalla, U., Herder, M., Henrichs, N., Neubauer, A., &amp; Schaefer, J. R. (2018). Teaching medicine with the help of "Dr. House." <i>PLoS ONE</i>, 13(3), Article e0193972. <a href="https://doi.org/10.1371/journal.pone.0193972">https://doi.org/10.1371/journal.pone.0193972</a></p> <p><i>Note: If the journal article has an article number instead of a page range, the word "Article" and the article number is included in place of the page range.</i></p>

Journal articles with a corporate, Government or group author	<b>Parenthetical:</b> (SPRINT Research Group, 2015). <b>Narrative:</b> ...SPRINT Research Group (2015)...	SPRINT Research Group. (2015). A randomized trial of intensive versus standard blood-pressure control. <i>New England Journal of Medicine</i> , 33(22), 2103- 2116. <a href="https://doi.org/10.1056/NEJMoa1511939">https://doi.org/10.1056/NEJMoa1511939</a>
Journal article with no DOI but a stable URL	<b>Parenthetical:</b> (Sun, 2020). <b>Narrative:</b> ...Sun (2020)...	Sun, P. (2020). The treatment of COVID-19 with Chinese herbal medicine. <i>Journal of Chinese Medicine</i> , 123, 59-68. <a href="https://www.jcm.co.uk/the-treatment-of-covid-19-with-chinese-herbal-medicine.html">https://www.jcm.co.uk/the-treatment-of-covid-19-with-chinese-herbal-medicine.html</a>
Journal article with no DOI or stable URL (incl. print-only journals)	<b>Parenthetical:</b> (Travaline et al., 2005). <b>Narrative:</b> ...Travaline et al. (2005)...	Travaline, J. M., Ruchinskas, R., & D'Alonzo, G. E., Jr. (2005). Patient-physician communication: Why and how. <i>Journal of the American Osteopathic Association</i> , 105(1), 13-18.

### Books and Book Chapters

- Use the copyright date shown on the book's copyright page as the year of publication.
- If the book has multiple editions, include the specific edition information in parentheses after the title but not in italics. The abbreviation 'ed.' meaning 'edition' is used with the edition number.
- The publisher location is no longer listed for APA 7<sup>th</sup> edition.
- If the book has a DOI, this is included in the reference list entry after the publisher's name (do not provide the URL if the book has a DOI).
- Record the full DOI link (<https://doi.org/XXXX>), not only the DOI number (e.g. 123456789), at the end of the reference. **(7th edition APA change).**
  - **Create a DIO link by:**
    - Joining <https://doi.org/> with the DOI number (e.g. 123456789), ensuring that there are no spaces. Follow this by entering a space directly after the two joined elements to create an active link.
    - **Example:**
      - 3. First join <https://doi.org/> with 123456789, ensuring no spaces, resulting in <https://doi.org/123456789>
      - 4. Enter a space directly after, resulting in <https://doi.org/123456789> (which is now an active link).
    - Finally, click on the created DOI link to confirm it directs to the intended (online) referenced content.
- If an eBook has a stable URL but no DOI (e.g. from an online eBook publisher), the URL is included at the end of the citation.
- If an eBook is from an academic research database or search engine and has no DOI or stable URL, the reference is ended after the publisher's name. The name of the database is **not** included (i.e. it is the same as a print book).

### Specific information for chapters in an edited book:

- The author(s) who wrote the chapter within the edited book is/are listed first. This is followed by the date then name of the chapter.

- The editor details are included after the chapter title. The word 'In' is used before the editor details, and the abbreviation 'Ed.' or 'Eds.' after the name(s) in parentheses. 'Ed.' is used for one editor, while 'Eds.' is used for multiple editors.
- The title of the book in which the chapter appears is listed after the editor details.
- Page ranges are included for chapters within edited books. The page range is listed in parentheses with the abbreviation 'pp.' directly after the title.
- For chapters in an edited book with a specific edition number, include any edition information in the same parentheses as the page range of the chapter, separated with a comma. For example: (4th ed., pp. 1-10).

Type	Example of In-Text Referencing	Example of Reference List Entry
Book with one author	<b>Parenthetical:</b> (Schivao, 2007). <b>Narrative:</b> ...Schivao (2007)...	Schivao, R. (2007). <i>Health communication: From theory to practice</i> . Jossey-Bass.
Book with two authors	<b>Parenthetical:</b> (Hempen & Fischer, 2009). <b>Narrative:</b> ...Hempen & Fischer (2009)...	Hempen, C. H., & Fischer, T. (2009). <i>A materia medica for Chinese medicine: Plants, minerals and animal products</i> (1st ed.). Churchill Livingstone.
Book with three or more authors	<b>Parenthetical:</b> (Kerridge et al., 2013). <b>Narrative:</b> ...Kerridge et al. (2013)...	Kerridge, I., Lowe, M., & Stewart, C. (2013). <i>Ethics and law for the health professions</i> (4th ed.). The Federation Press.
Book in a non-English language	<b>Parenthetical:</b> (Luo, 2020). <b>Narrative:</b> ...Luo (2020)...	Luo, Y. K. (2020). 中医妇科学 [Gynecology of Traditional Chinese Medicine] (44th ed.). Shanghai Scientific and Technical Publishers.  <i>Note: An English translation of the title should be included in square brackets after the title in its original language. In the example above, this is: [Gynecology of Traditional Chinese Medicine].</i>
Translated book	<b>Parenthetical:</b> (Sionneau, 2007). <b>Narrative:</b> ...Sionneau (2007)...	Sionneau, P. (1997). <i>Dui yao: The art of combining Chinese medicinals</i> (B. Côté Trans.; 1st ed.). Blue Poppy Press.  <i>Note: The translator's name is included in parentheses after the title of the work, and takes the format of initial then surname followed by the abbreviation 'Trans.'. In the example above this is: (B. Côté Trans.;...). In this instance, there is also an edition number included for the book after the translator's details.</i>

Edition of a book	<p><b>Parenthetical:</b> (Chirali, 2014).  <b>Narrative:</b> ...Chirali (2014)...</p>	<p>Chirali, I.Z. (2014). <i>Traditional Chinese medicine cupping therapy</i> (3rd ed.). Churchill Livingstone.</p> <p><i>Note: The edition of the text used is included in parentheses after the title of the work with the abbreviation 'ed.'. In the example above, this is: (3<sup>rd</sup> ed.).</i></p>
<p>Chapter in a whole author book</p> <p><i>If the same author(s) or have written the whole book, the source is referenced as a book.</i></p>	<p><b>Parenthetical:</b> (Schivao, 2007).  <b>Narrative:</b> ...Schivao (2007)...</p>	<p>Schivao, R. (2007). <i>Health communication: From theory to practice</i>. Jossey-Bass.</p>
<p>Chapter in an edited book</p> <p><i>If each chapter is written by a different author, the specific chapter is referenced.</i></p>	<p><b>Parenthetical:</b> (Tasker et al., 2012).  <b>Narrative:</b> ...Tasker et al. (2012)...</p>	<p>Tasker, D., Croker, A., McAllister, L., &amp; Street, A. (2012). Talking with colleagues, patients, clients and carers. In J. Higgs, R. Ajjawi, L. McAllister, F. Trede, &amp; S. Loftus (Eds.), <i>Communicating in the health sciences</i> (pp. 174-186). Oxford University Press.</p> <p><i>Note: The author(s) of the chapter is/are cited first not the editor(s). In the example above this is: Tasker, D., Croker, A., McAllister, L., &amp; Street, A. The editor(s) are identified by the inclusion of (Ed.) or (Eds.) after their names(s). In the example above this is: J. Higgs, R. Ajjawi, L. McAllister, F. Trede, &amp; S. Loftus (Eds.). The name(s) of the editor(s) is/are written with the initial first, rather than the surname first (i.e. they are reversed).</i></p>
eBook with a DOI	<p><b>Parenthetical:</b> (Hamm &amp; Ros, 2013).  <b>Narrative:</b> ...Hamm &amp; Ros (2013)...</p>	<p>Hamm, B., &amp; Ros, P. R. (Eds.). (2013). <i>Abdominal imaging</i>. Springer.  <a href="https://doi.org/10.1007/978-3-642-13327-5">https://doi.org/10.1007/978-3-642-13327-5</a></p>
eBook with no DOI but a stable URL	<p><b>Parenthetical:</b> (Svendsen &amp; Løber, 2020).  <b>Narrative:</b> ...Svendsen and Løber (2020)...</p>	<p>Svendsen, S., &amp; Løber, L. (2020). <i>The big picture/Academic writing: The one-hour guide</i> (3rd digital ed.). Hans Reitzel Forlag. <a href="https://thebigpicture-academicwriting.digi.hansreitzel.dk/">https://thebigpicture-academicwriting.digi.hansreitzel.dk/</a></p>
<p>Entry in a reference work (e.g. dictionary or encyclopedia entry)</p> <p><i>Reference work entries are treated as chapters. If the editor is listed,</i></p>	<p><b>Parenthetical:</b> (Merriam-Webster, n.d.).  <b>Narrative:</b> ...Merriam-Webster (n.d.)...</p>	<p>Merriam-Webster. (n.d.). Symptom. In <i>Merriam-Webster.com dictionary</i>. Retrieved November 16, 2021, from <a href="https://www.merriam-webster.com/dictionary/symptom">https://www.merriam-webster.com/dictionary/symptom</a></p> <p><i>Note: In the example above, the retrieval date has been included as the source (Merriam-Webster's Dictionary) is updated over time and not archived. Additionally, the</i></p>

include their details. If there is no editor listed, this detail is left out.		author and publisher name are the same in this example, therefore the name appears only in the author position to avoid repetition.
---	--	---

### Online Sources

- When individual author(s) are credited for a webpage, include them as the author in the citation.
- Provide as specific a date as possible in the reference list. For example, if the publication day and month, cite this information as well. The day and month go after the year separated by a comma. For in-text citations, continue to only use the author's name and year of publication.
- The title of a web page should be formatted in italics and added before the URL.
- The copyright date at the bottom of a webpage may not be the publication date, but a footer repeated across all pages. If this is the case, it is not the true date of publication and the abbreviation '(n.d.)' should be used if no date is provided.
- Do **not** include "Retrieved from" or "Accessed from" before the URL for online sources unless they are designed to change over time and are not archived (e.g. a social media profile or an online dictionary such as the Merriam-Webster example above).

Type	Example of In-Text Referencing	Example of Reference List Entry
Webpage with author(s) listed	<b>Parenthetical:</b> (Kickett, 2020). <b>Narrative:</b> ...Kickett (2020)...	Kickett, G. (2020, August 3). <i>What is cultural safety?</i> Centre for Excellence in Therapeutic Care. <a href="https://cetc.org.au/blog/what-is-cultural-safety/">https://cetc.org.au/blog/what-is-cultural-safety/</a>
Webpage with a corporate, Government or group author	<b>Parenthetical:</b> (Chinese Medicine Board of Australia, 2014). <b>Narrative:</b> ...Chinese Medicine Board of Australia (2014)...	Chinese Medicine Board of Australia. (2014, March 17). <i>Code of conduct</i> . <a href="https://www.chinesemedicineboard.gov.au/Codes-Guidelines/Code-of-conduct.aspx">https://www.chinesemedicineboard.gov.au/Codes-Guidelines/Code-of-conduct.aspx</a>  <i>Note: The month and day (if provided) are listed in the reference list along with the year.</i>
Webpage with no date <i>If a date cannot be found on the page, (n.d.) is used.</i>	<b>Parenthetical:</b> (Australian College of Midwives, n.d.). <b>Narrative:</b> ...Australian College of Midwives (n.d.)...	Australian College of Midwives. (n.d.). <i>Midwifery guidelines</i> . <a href="https://www.midwives.org.au/Web/About-ACM/Midwifery-Guidelines-and-Standards/Web/About-ACM/Guideline-Statements.aspx?hkey=1ac129e0-1241-4894-9efe-4edb089f31ec">https://www.midwives.org.au/Web/About-ACM/Midwifery-Guidelines-and-Standards/Web/About-ACM/Guideline-Statements.aspx?hkey=1ac129e0-1241-4894-9efe-4edb089f31ec</a>
Webpage from a news site	<b>Parenthetical:</b> (Bartholomew, 2019). <b>Narrative:</b> ...Bartholomew (2019)...	Bartholomew, K. (2021, July 19). <i>Type 1 diabetes is fatal if not diagnosed and chances are, the warning signs will be missed</i> . ABC News. <a href="https://www.abc.net.au/news/2021-07-19/campaign-to-reduce-dka-in-newly-diagnosed-type-1-diabetics/100290084">https://www.abc.net.au/news/2021-07-19/campaign-to-reduce-dka-in-newly-diagnosed-type-1-diabetics/100290084</a>

Online document	<p><b>Parenthetical:</b> (Cedars-Sinai, 2015)</p> <p><b>Narrative:</b> ...Cedars-Sinai (2015)...</p>	<p>Cedars-Sinai. (2015). <i>Human papillomavirus (HPV) and oropharyngeal cancer</i> [Brochure]. <a href="https://www.cedars-sinai.org/content/dam/cedars-sinai/cancer/sub-clinical-areas/head-neck/documents/hpv-throat-cancer-brochure.pdf">https://www.cedars-sinai.org/content/dam/cedars-sinai/cancer/sub-clinical-areas/head-neck/documents/hpv-throat-cancer-brochure.pdf</a></p> <p><i>Note: In this example, a description of the source type is included in square brackets after the title (i.e. [Brochure]). Such descriptors are included to describe sources that are not normally found in academic literature. Other examples include: [Fact sheet], [Press release], [Letter to the editor], etc.</i></p>
Government document	<p><b>Parenthetical:</b> (Centre for Epidemiology and Evidence, 2021).</p> <p><b>Narrative:</b> ...Centre for Epidemiology and Evidence (2021)...</p>	<p>Centre for Epidemiology and Evidence. (2021, March). <i>NSW mothers and babies 2019</i>. NSW Health. <a href="https://www.health.nsw.gov.au/hsnsw/Publications/mothers-and-babies-2019.pdf">https://www.health.nsw.gov.au/hsnsw/Publications/mothers-and-babies-2019.pdf</a></p> <p><i>Note: In this example, the author is the specific agency that produced the report (Centre for Epidemiology and Evidence). The publisher is the parent agency, NSW Health. In instances where the government department, agency or committee that created the document is also the publisher, the publisher details are excluded to avoid repetition.</i></p>
Research report	<p><b>Parenthetical:</b> (World Health Organisation, 2020).</p> <p><b>Narrative:</b> ...World Health Organisation (2020)...</p>	<p>World Health Organization. (2020, April 20). <i>Coronavirus disease 2019 (COVID-19) Situation Report - 91</i>. <a href="https://www.who.int/docs/default-source/coronaviruse/situation-reports/20200420-sitrep-91-covid-19.pdf?sfvrsn=fef0670b_4">https://www.who.int/docs/default-source/coronaviruse/situation-reports/20200420-sitrep-91-covid-19.pdf?sfvrsn=fef0670b_4</a></p>

### Online Generative Artificial Intelligence (AI) sources

- Like all reference list entries any generative AI tools or models utilised require the Who, When, What and Where information to be specified:
  - Who: **Developer or Author of AI Model.**
  - When: **Released or Published Year of AI model.**
  - What: **Title of AI Model (Version or Access date of AI model) [Type or description of AI model].**
  - Where: **URL to access AI model**
- APA style referencing material type: Software. Note however that the Publisher Name is not included again before the URL, to avoid repetition. See more on the APA style guide update [here](#). The 7<sup>th</sup> edition of the APA manual does not explicitly address the referencing of Generative AI sources.
- If the Generative AI tool or model used does not have a version number, replace the version number with the date of access.
- Adapt the same citation and reference format illustrated via ChatGPT below for any generative AI tool used.
- When should you cite?** Any time you use words directly generated by a generative AI tool. If you direct quote or paraphrase a response, ensure you cite and reference the tool used and in your written work include what prompt you gave to receive the response used.

- **Take great care:** SITCM allows for use of Generative AI tools and models, unless specified otherwise, if done in an ethical and constructive manner, however, responses from such software may be misleading, inaccurate, or false, including any references the tool provides to support its response.
  - Use critical judgement and use the tools collaboratively only, do not rely on them. Inappropriate use or use without the necessary attribution may warrant academic misconduct investigations.

Type	Example of In-Text Referencing	Example of Reference List Entry
Generative AI tools or models (e.g. ChatGPT, Bing Chat/CoPilot, Grammarly)	<p><b>Parenthetical:</b> (Open AI, 2022).</p> <p><b>Narrative:</b> ...Open AI (2022)...</p>	<p>OpenAI. (2022). <i>ChatGPT</i> (Jan 2022 version) [Large language model].  <a href="https://chat.openai.com/chat">https://chat.openai.com/chat</a></p> <p><i>Note: The author(s) of generative AI tools or models are often the publisher (here OpenAI). The date required is the released or published year (2022). The title (here ChatGPT) is the general name rather than a specific version name. In this example ChatGPT has a version number (Jan 2022 version), some publishers will use a number system for versions, if no version number is provided, include your access date, written: (month day, year) and the information in the square brackets (here [Large language model]) refers to how publisher describes the software. Avoid providing a general URL to the publisher's home page and instead make it the URL which directs to the tool or model, as in this example.</i></p>

#### Other Non-Visual Sources

- For an extended list of other source types that may be excluded from the list below (or in other parts of the document), visit:  
<https://apastyle.apa.org/style-grammar-guidelines/references/examples>

Type	Example of In-Text Referencing	Example of Reference List Entry
Ancient or classical texts	<p><b>Parenthetical:</b> (Plato, ca. 380 B.C.E./1940).</p> <p><b>Narrative:</b> ...Plato (ca. 380 B.C.E./1940)...</p>	<p>Plato. (1940). <i>The republic</i> (A. D. Lindsay, Trans.). J.M. Dent and Sons. (Original work published ca. 380 B.C.E.)</p> <p><i>Note: When the original publication date of a republished work is known, it is added in parentheses at the end of the reference list entry after the phrase 'Original work published...'. In the example above, this is: (Original work published ca. 380 B.C.E.)</i></p>
Lecture notes and PowerPoint presentations	<p><b>Parenthetical:</b> (Jiang, 2021).</p> <p><b>Narrative:</b> ...Jiang (2021)...</p>	<p>Jiang, J. (2021, September 7). <i>CCM318/CCM403: Week 7 lecture - Dysmenorrhea</i> [PowerPoint slides]. Moodle. <a href="https://moodle.sitcm.edu.au/login/index.php">https://moodle.sitcm.edu.au/login/index.php</a></p>

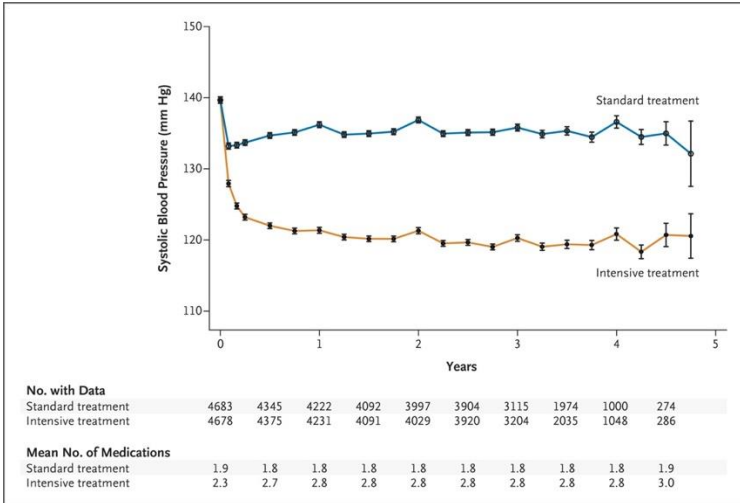
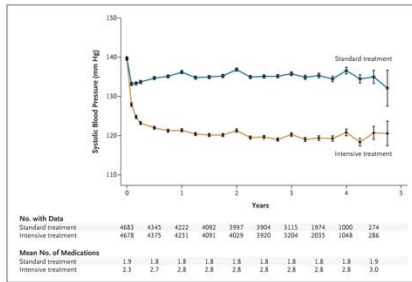
		<i>Note: A description is added after the title to show the source type. In the example above, this is [PowerPoint slides]. Use the login page URL for sites such as Moodle where access is not public.</i>
Recorded lecture	<p><b>Parenthetical:</b> (Jiang, 2021).</p> <p><b>Narrative:</b> ...Jiang (2021)...</p>	<p>Jiang, J. (2021, September 7). <i>CCM318/CCM403: Week 7 lecture - Dysmenorrhea</i> [Lecture recording]. Moodle. <a href="https://moodle.sitcm.edu.au/login/index.php">https://moodle.sitcm.edu.au/login/index.php</a></p> <p><i>Note: A description is added after the title to show the source type. In the example above, this is [Lecture recording].</i></p>
YouTube video (or other streaming platforms)	<p><b>Parenthetical:</b> (Sydney Institute of Traditional Chinese Medicine, 2020).</p> <p><b>Narrative:</b> ...Sydney Institute of Traditional Chinese Medicine (2020)...</p>	<p>Sydney Institute of Traditional Chinese Medicine. (2020, June 5). <i>Bachelor of traditional Chinese medicine</i> [Video]. YouTube. <a href="https://www.youtube.com/watch?v=zUGnl-kcfss">https://www.youtube.com/watch?v=zUGnl-kcfss</a></p> <p><i>Note: [Video] is added after the title to show the source type, followed by the name of the host site. In the example above, the host site is YouTube. For the author, the name of the account that uploaded the video is used.</i></p>

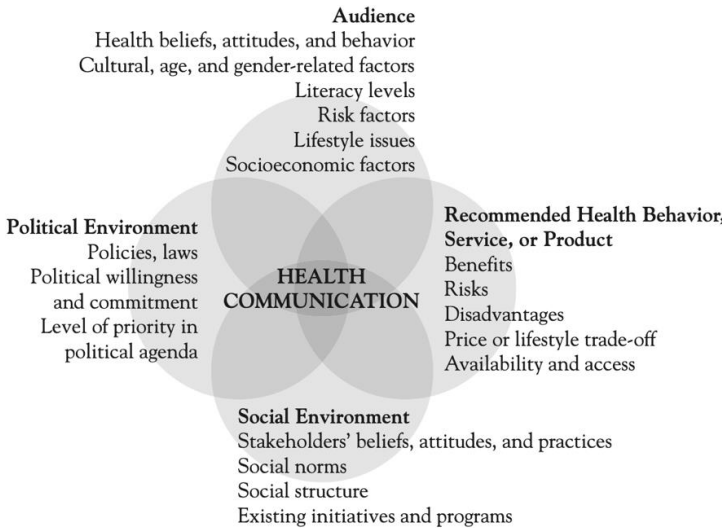

See following page for **Visual Source Material** reference information and examples

Examples of 7<sup>th</sup> Edition APA Style Referencing – Visual Sources in Written Assessments and PowerPoint Presentations

Visual Source Material

- In-text citations are to be used when referencing visual sources in the body of a written assessment or in a PowerPoint presentation.
- Where possible, include a page number within the in-text citation showing where you found the image (similar to the formatting for direct quotes).
- The image must be accompanied by a figure number. Figure numbers should ascend according to the order in which the images appear.
- For written assignments (for example, an essay), include a brief caption describing the image followed by the in-text citation. The caption is optional in PowerPoint presentations.
- Ensure that the source where the image was found is included in the reference list.

Type	Examples of Formatting and Citation																																																																									
Figures or images from journal articles	<p>Example of the image reference in a written assignment:</p> <p><b>Figure 1:</b> <i>Graph Showing the Results of Two Treatment Strategies for Systolic Blood Pressure</i> (SPRINT Research Group, 2015, p. 2110).</p>  <table><tr><td colspan="2">No. with Data</td><td>4683</td><td>4345</td><td>4222</td><td>4092</td><td>3997</td><td>3904</td><td>3115</td><td>1974</td><td>1000</td><td>274</td></tr><tr><td colspan="2">Standard treatment</td><td>4683</td><td>4345</td><td>4222</td><td>4092</td><td>3997</td><td>3904</td><td>3115</td><td>1974</td><td>1000</td><td>274</td></tr><tr><td colspan="2">Intensive treatment</td><td>4678</td><td>4375</td><td>4231</td><td>4091</td><td>4029</td><td>3920</td><td>3204</td><td>2035</td><td>1048</td><td>286</td></tr><tr><td colspan="2">Mean No. of Medications</td><td>1.9</td><td>1.8</td><td>1.8</td><td>1.8</td><td>1.8</td><td>1.8</td><td>1.8</td><td>1.8</td><td>1.8</td><td>1.9</td></tr><tr><td colspan="2">Standard treatment</td><td>1.9</td><td>1.8</td><td>1.8</td><td>1.8</td><td>1.8</td><td>1.8</td><td>1.8</td><td>1.8</td><td>1.8</td><td>1.9</td></tr><tr><td colspan="2">Intensive treatment</td><td>2.3</td><td>2.7</td><td>2.8</td><td>2.8</td><td>2.8</td><td>2.8</td><td>2.8</td><td>2.8</td><td>2.8</td><td>3.0</td></tr></table>	No. with Data		4683	4345	4222	4092	3997	3904	3115	1974	1000	274	Standard treatment		4683	4345	4222	4092	3997	3904	3115	1974	1000	274	Intensive treatment		4678	4375	4231	4091	4029	3920	3204	2035	1048	286	Mean No. of Medications		1.9	1.8	1.8	1.8	1.8	1.8	1.8	1.8	1.8	1.9	Standard treatment		1.9	1.8	1.8	1.8	1.8	1.8	1.8	1.8	1.8	1.9	Intensive treatment		2.3	2.7	2.8	2.8	2.8	2.8	2.8	2.8	2.8	3.0	<p>Example of the image reference in a PowerPoint presentation:</p> <p><i>Note: The brief image caption is optional in a PowerPoint presentation, but the figure number and in-text citation must be included.</i></p> <div><h3>How to Reference an Image in PowerPoint</h3><ul style="list-style-type: none"><li>• The information on the left-hand side provides an example of how to reference an image in PowerPoint.</li><li>• For text in PowerPoint, use the following:</li><li>• <b>Parenthetical:</b> It is important for practitioners to learn how to communicate effectively with their patients (Anderson et al., 2016).</li><li>• <b>Narrative:</b> Anderson et al. (2016) conducted a study using graphic media to explore alternative methods for improving communication.</li></ul></div> <p>Figure 1: (SPRINT Research Group, 2015, p. 2110).</p>
	No. with Data		4683	4345	4222	4092	3997	3904	3115	1974	1000	274																																																														
Standard treatment		4683	4345	4222	4092	3997	3904	3115	1974	1000	274																																																															
Intensive treatment		4678	4375	4231	4091	4029	3920	3204	2035	1048	286																																																															
Mean No. of Medications		1.9	1.8	1.8	1.8	1.8	1.8	1.8	1.8	1.8	1.9																																																															
Standard treatment		1.9	1.8	1.8	1.8	1.8	1.8	1.8	1.8	1.8	1.9																																																															
Intensive treatment		2.3	2.7	2.8	2.8	2.8	2.8	2.8	2.8	2.8	3.0																																																															
<p>Example of reference list entry:</p> <p>SPRINT Research Group. (2015). A randomized trial of intensive versus standard blood-pressure control. <i>New England Journal of Medicine</i>, 33(22), 2103- 2116. <a href="https://doi.org/10.1056/NEJMoa1511939">https://doi.org/10.1056/NEJMoa1511939</a></p>																																																																										

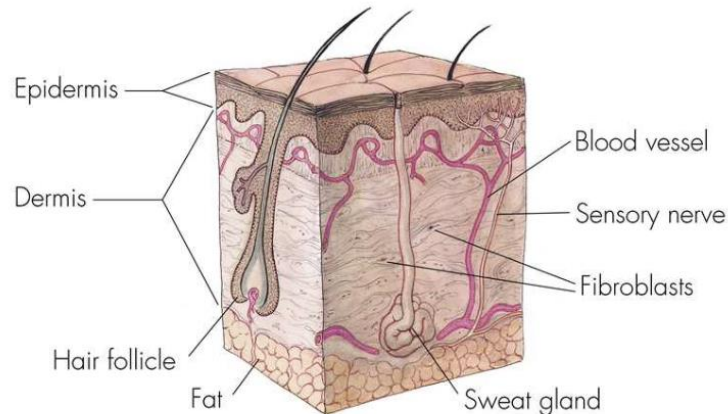
Figures or images from books	<p>Example of the image reference in a written assignment:</p> <p><b>Figure 2:</b> <i>Diagram Illustrating the Health Communication Environment</i> (Schiavo, 2007, p. 23).</p> 	<p>Example of the image reference in a PowerPoint presentation:</p> <p><i>Note: The brief image caption is optional in a PowerPoint presentation, but the figure number and in-text citation must be included.</i></p> <div data-bbox="1187 363 2139 904"><h3>How to Reference an Image in PowerPoint</h3><ul style="list-style-type: none"><li>• The information on the left-hand side provides an example of how to reference an image in PowerPoint.</li><li>• For text in PowerPoint, use the following:</li><li>• <b>Parenthetical:</b> It is important for practitioners to learn how to communicate effectively with their patients (Anderson et al., 2016).</li><li>• <b>Narrative:</b> Anderson et al. (2016) conducted a study using graphic media to explore alternative methods for improving communication.</li></ul><p>Figure 2: (Schiavo, 2007, p. 23).</p></div>
	<p>Example of reference list entry:</p> <p>Schivao, R. (2007). <i>Health communication: From theory to practice</i>. Jossey-Bass.</p>	

Figures or images  
from a web source

Example of the image reference in a written assignment:

**Figure 3**

*Illustration of Skin Cross-Section* (National Institute of General Medical Sciences, n.d.).



Example of the image reference in a PowerPoint presentation:

*Note: The brief image caption is optional in a PowerPoint presentation, but the figure number and in-text citation must be included.*

### How to Reference an Image in PowerPoint

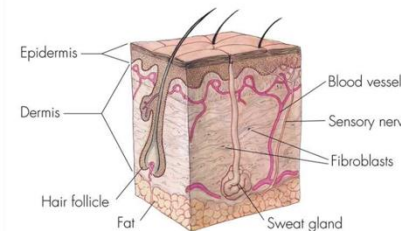


Figure 4: (National Institute of General Medical Sciences, n.d.).

- The information on the left-hand side provides an example of how to reference an image in PowerPoint.
- For text in PowerPoint, use the following:
- **Parenthetical:** It is important for practitioners to learn how to communicate effectively with their patients (Anderson et al., 2016).
- **Narrative:** Anderson et al. (2016) conducted a study using graphic media to explore alternative methods for improving communication.

*Example of reference list entry:*

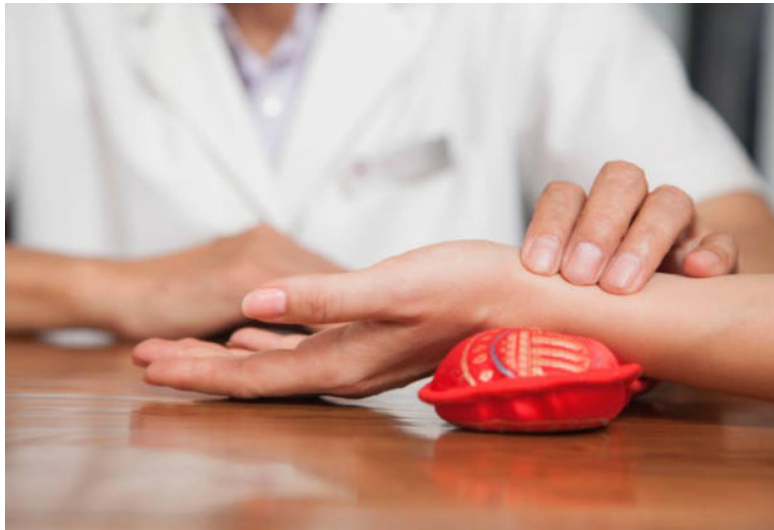
National Institute of General Medical Sciences. (n.d.). *Skin cross-section*. <https://images.nigms.nih.gov/pages/DetailPage.aspx?imageid2=1056>

Clip Art or Stock  
image references

Example of the image reference in a written assignment:

**Figure 4**

*Practitioner Checking Their Patient's Pulse* (FangXiaNuo, 2018).



Example of the image reference in a PowerPoint presentation:

*Note: The brief image caption is optional in a PowerPoint presentation, but the figure number and in-text citation must be included.*

### How to Reference an Image in PowerPoint

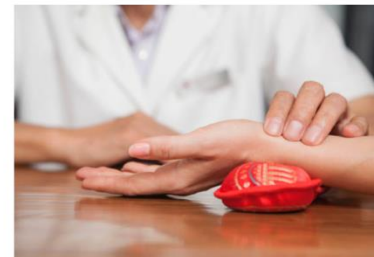


Figure 4: (FangXiaNuo, 2018).

- The information on the left-hand side provides an example of how to reference an image in PowerPoint.
- For text in PowerPoint, use the following:
- **Parenthetical:** It is important for practitioners to learn how to communicate effectively with their patients (Anderson et al., 2016).
- **Narrative:** Anderson et al. (2016) conducted a study using graphic media to explore alternative methods for improving communication.

*Example of reference list entry:*

FangXiaNuo. (2018, December 16). *Close up of man checking woman's pulse stock photo* [Photograph]. iStock.  
<https://www.istockphoto.com/photo/close-up-of-man-checking-womans-pulse-gm1083116960-290578875>

Clip Art or Stock  
image references  
with a Creative  
Commons license

Example of the image reference in a written assignment:

**Figure 5**

*Ginseng Roots* (Forest Farming, 2015).



Example of the image reference in a PowerPoint presentation:

*Note: The brief image caption is optional in a PowerPoint presentation, but the figure number and in-text citation must be included.*

### How to Reference an Image in PowerPoint



Figure 5: (Forest Farming, 2015).

- The information on the left-hand side provides an example of how to reference an image in PowerPoint.
- For text in PowerPoint, use the following:
- **Parenthetical:** It is important for practitioners to learn how to communicate effectively with their patients (Anderson et al., 2016).
- **Narrative:** Anderson et al. (2016) conducted a study using graphic media to explore alternative methods for improving communication.

*Example of reference list entry:*

Forest Farming. (2015, August 12). *Ginseng harvest* [Photograph]. Flickr. <https://www.flickr.com/photos/76303603@N06/21037416156>

Clip Art or Stock image that does not require attribution (for example, an image from PowerPoint or Word's own image data base)

Example of the image reference in a written assignment:

**Figure 6**


*Patient Receiving Acupuncture Treatment*



Example of the image reference in a PowerPoint presentation:

*Note: The brief image caption is optional in a PowerPoint presentation, but the figure number and in-text citation must be included.*



### How to Reference an Image in PowerPoint



- The information on the left-hand side provides an example of how to reference an image in PowerPoint.
- For text in PowerPoint, use the following:
- **Parenthetical:** It is important for practitioners to learn how to communicate effectively with their patients (Anderson et al., 2016).
- **Narrative:** Anderson et al. (2016) conducted a study using graphic media to explore alternative methods for improving communication.

*Example of reference list entry:*

No citation is required in the reference list as the image does not require attribution.

<p>Artwork in a museum or from a museum website</p>	<p>Example of the image reference in a written assignment:</p> <p><b>Figure 7</b>  <i>Heaven and Earth Glow Red</i> (Fu, 1964).</p> 	<p>Example of the image reference in a PowerPoint presentation:</p> <p><i>Note: The brief image caption is optional in a PowerPoint presentation, but the figure number and in-text citation must be included.</i></p> <div data-bbox="1182 327 2089 842"> <h3>How to Reference an Image in PowerPoint</h3>  <ul style="list-style-type: none"> <li>• The information on the left-hand side provides an example of how to reference an image in PowerPoint.</li> <li>• For text in PowerPoint, use the following:</li> <li>• <b>Parentetical:</b> It is important for practitioners to learn how to communicate effectively with their patients (Anderson et al., 2016).</li> <li>• <b>Narrative:</b> Anderson et al. (2016) conducted a study using graphic media to explore alternative methods for improving communication.</li> </ul> <p>Figure 7: (Fu, 1964)</p> </div>
	<p>Example of reference list entry:</p> <p>Fu, B. (1964). <i>Heaven and Earth Glow Red</i> [Horizontal scroll; ink and colour on paper]. The Met, New York, NY, United States.  <a href="https://www.metmuseum.org/art/collection/search/76720">https://www.metmuseum.org/art/collection/search/76720</a></p>	

For more examples of citing and references images navigate the UTS APA 7<sup>th</sup> referencing guide via '1. Sound, Video, Images & Art' [here](#).

#### More useful SITCM resources:

- [Moodle Academic Skills Resources](#) (academic resources including guides and workshops to support your academic education)
- [Moodle Library Resources](#) (login details for SITCM Library database access and other library resources)
- [SITCM Library](#) (catalogue and database access)

#### This guide was produced by the SITCM Academic Support Officer using:

American Psychological Association. (2021). *APA Style*. <https://apastyle.apa.org>

American Psychological Association. (2022). *DIOs and URLs*. <https://apastyle.apa.org/style-grammar-guidelines/references/doi-urls>

American Psychological Association. (2023). *How to cite ChatGPT*. <https://apastyle.apa.org/blog/how-to-cite-chatgpt>

University of Newcastle Library. (2020, February). *Quick Guide to APA 7<sup>th</sup> Referencing*. [https://libguides.newcastle.edu.au/ld.php?content\\_id=47712050](https://libguides.newcastle.edu.au/ld.php?content_id=47712050)

The guide was last updated on 11<sup>th</sup> December, 2023.